



徽商银行股份有限公司
Huishang Bank Corporation Limited

2025 Results Announcement

(Stock code: 3698.HK)
April 2026



• Disclaimer •

This document may contain time-sensitive information which is only current as of the date of publication. In addition, this document may also contain “forward looking statements” which are subject to risks and uncertainties. No reliance may be placed on the information contained in this document or on its completeness, accuracy or fairness, nor is any responsibility accepted for any errors, misstatements, or omissions or any direct or consequential loss howsoever arising from any use of, or reliance on, this document or otherwise in connection with it. Please refer to the Bank’ s latest issued 2025 Annual Report for detailed financials.

Notes:1. Increase/decrease and percentage figures are derived based financials rounded to RMB millions except special statement

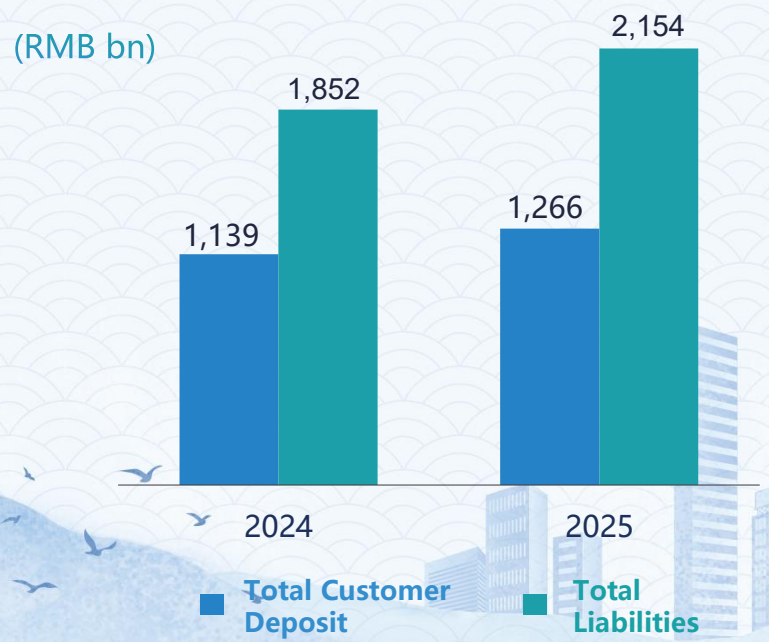

2. "Huishang Bank" or "Bank" refers to Huishang Bank Corporation Limited;
"Group" refers to Huishang Bank Corporation Limited and its subsidiaries

Steady Expansion of Business Scale

Compared to the beginning of establishment, the Bank's asset scale has grown **46** times, deposit scale has grown **28** times, and loan scale has grown **36** times as at the end of 2025.

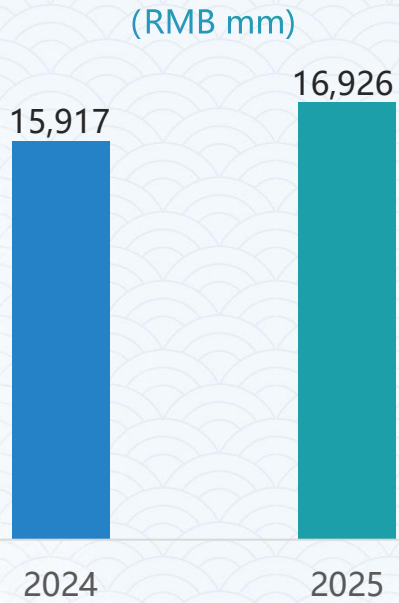

 Total Assets: RMB **2,326.09bn**
 Growth: **15.51%YTD**
 Total Loans and Advances to Customers
 Growth: **12.80% YTD**


 Total Liabilities: RMB **2,153.59bn**
 Growth: **16.28%YTD**
 Total Customer Deposits
 Growth: **11.17%YTD**



Stable Profitability

Net profit Growth: **6.34%YOY**



Net Profit



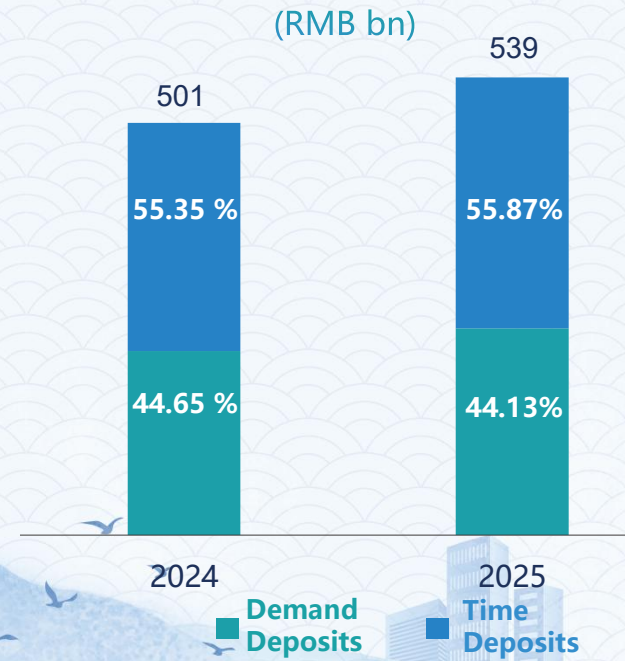
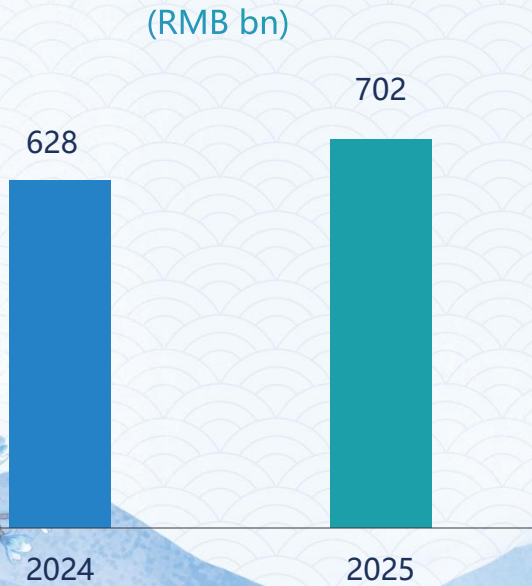
Closing net assets
attributable to
shareholders of the Bank

Rapid Growth of Corporate Banking Business

Total Corporate Loans: **701.68bn**

Growth: **11.81%YTD**

The Bank has maintained **a leading market position** in terms of corporate deposit business in Anhui

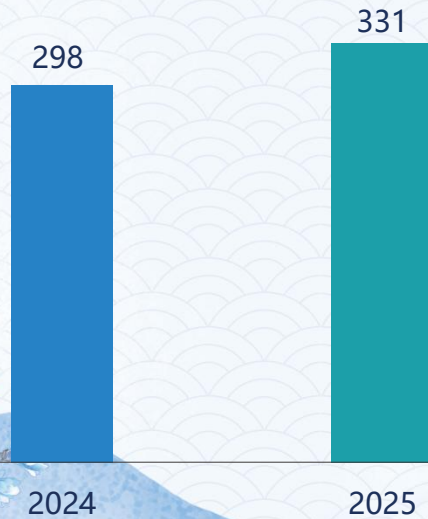


Rapid Growth of Personal Banking Business

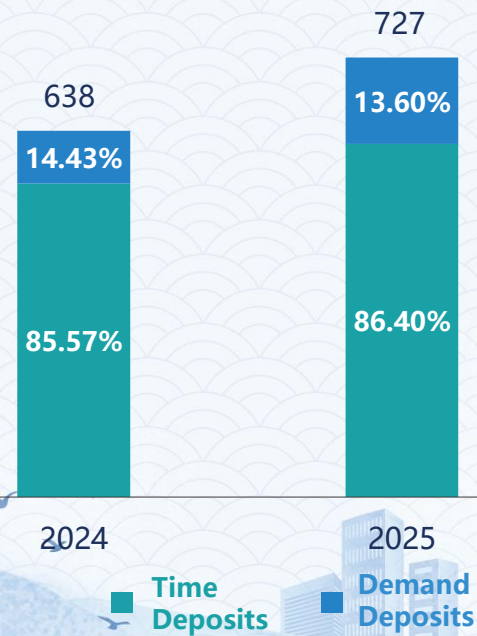
 Personal Loan Growth: **11.13%YTD**

 Personal Deposit Growth: **13.88%YTD**

(RMB bn)



(RMB bn)



 Time Deposits
 Demand Deposits

The Customer Scale Reached a New Peak While the Structure Optimized

- The number of institutional customers exceeded **12,000**, and institutional deposits grew by **12%YTD**.
- The AUM of private banking customers grew by **20.4%YTD**, and the number of high-quality customers exceeded **2.8 million**.
- The number of valid accounts for third-generation social security cards reached **2.345 million**, representing an increase of **26.6%YTD**.
- The Bank's total number of corporate online banking customers reached **454,400**, with **42,176,300** corporate online banking transactions, representing an increase of **8.16%YOY**.
- The Bank signed contracts with **18,502** customers on cash management, representing an increase of **20.62%YTD**.
- The total number of the mobile banking customers of the Bank reached **12,170,100**, representing an increase of **11.4%YOY**. The number of monthly active customers reached **3,035,000**, representing an increase of **12.37%YOY**.

Development of Businesses

Fintech business

The Bank continued to increase support for sci-tech enterprises. Leveraging on the “1+21+N” three-tier specialized fintech organizational structure at the headquarters, branch, and sub-branch levels, the Bank established **9** specialized sci-tech sub-branches and **20** characteristic sub-branches of “Technology Innovation Hubs” in key industrial parks within its business areas where technology resources are concentrated, and actively promoted the batch matching services for strategic emerging industrial clusters. As of the end of the Reporting Period, according to regulatory reporting standards, the Bank’s balance of loans to sci-tech enterprises amounted to **RMB210.444 billion**, representing a net increase of **RMB41.679 billion** or **24.7%** as compared with the end of last year.

Investment Banking Business

The Bank vigorously promoted the underwriting business of debt financing instruments. The Bank completed the registration of **116** debt financing instruments, with a total registered amount of **RMB270,400 million**; and completed the issuance of **216** debt financing instruments with an underwriting amount of **RMB60,479 million**. During the Reporting Period, the Bank continued to make breakthroughs in the asset securitization and financing debts business, successfully implementing the lead underwriting business of multiple asset securitization products and financial bonds. It actively promoted the growth in the sector of M&A and reorganization business and further satisfied the diversified corporate financing needs.

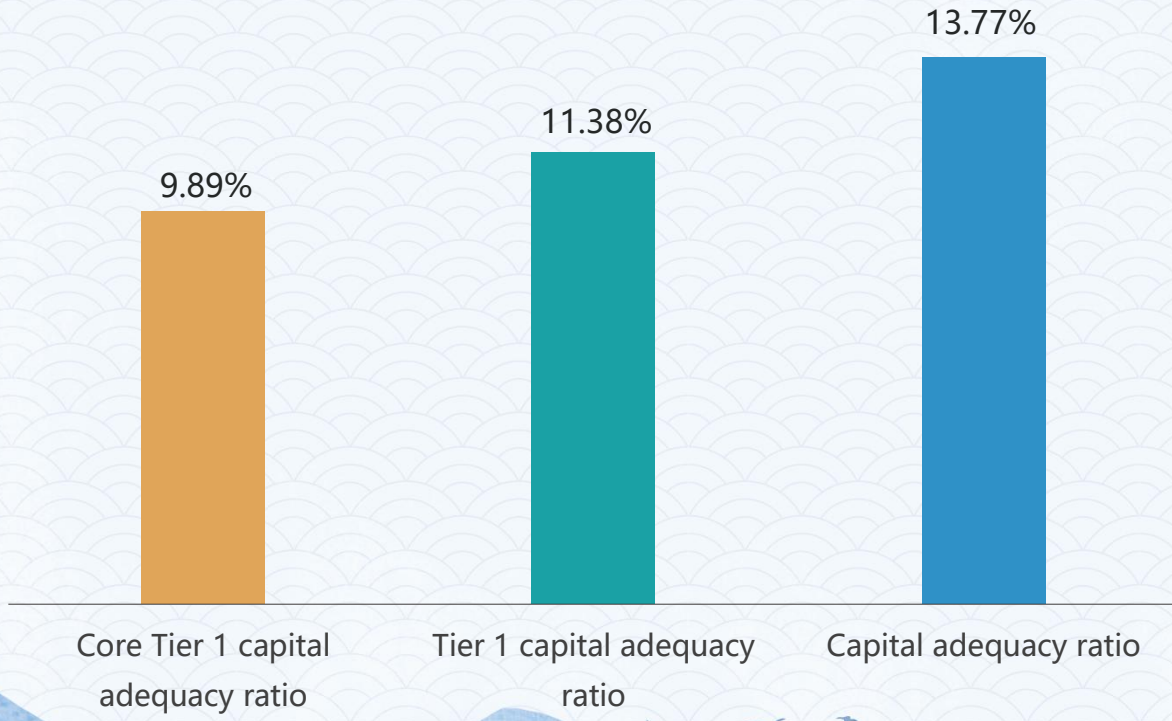
Financial business for small and micro enterprises

The balance of inclusive loans to small and micro enterprises with the credit granted to a single customer less than RMB10 million (inclusive) was **RMB177,647 million**, representing a net increase of **RMB23,248 million** or **15.06%** as compared with the end of the last year; the number of customers was **424,700**, achieving a net growth of **157,500** customers from the end of the last year, the average loan interest rate was **4.19 %**.

Green finance business

As of the end of the Reporting Period, the green loan balance of the Bank amounted to **RMB155.296 billion** in total, representing an increase of **RMB48.778 billion** or **45.79%** as compared with the beginning of the year. Among these, the green loan balance in Anhui Province amounted to **RMB137.056 billion** in total, representing an increase of **RMB41.312 billion** or **43.15%** as compared with the beginning of the year.

Capital Adequacy Ratios Continuously Comply with Regulatory Requirements



Asset Quality has Significantly Improved

NPL Ratio representing a decrease of 0.01 percentage point from the end of last year.

(RMB bn, percentage excluded)



■ Total NPL — NPL Ratio

Summary Financials

RMB in millions, percentage excluded	2025	2024		Change
Total assets	2,326,085	2,013,753	↗	15.51%
Total loans and advances	1,130,492	1,002,166	↗	12.80%
Total liabilities	2,153,588	1,852,086	↗	16.28%
Total customer deposits	1,266,201	1,138,966	↗	11.17%
Equity attributable to shareholders	167,882	157,450	↗	6.63%
Core Tier 1 capital adequacy ratio	9.89%	9.83 %	↗	0.06PPT
Capital adequacy ratio	13.77%	13.72 %	↗	0.05PPT
NPL ratio	0.98%	0.99 %	↘	0.01PPT
Allowance to loans ratio	2.73%	2.82 %	↘	0.09PPT
Allowance to NPL ratio	278.79%	286.47 %	↘	7.68PPT

Summary Financials (Cont' d)

RMB in millions, percentage excluded	2025	2024		Change
Operating income	37,670	37,232	↗	1.18%
Net interest income	28,913	28,591	↗	1.13%
Net assets attributable to shareholders of the Bank per share(RMB Yuan)	10.65	9.90	↗	7.58%
Profit before tax	19,185	17,989	↗	6.65%
Net profit	16,926	15,917	↗	6.34%
Net interest margin (NIM)	1.49%	1.71 %	↘	0.22PPT
Cost-to-income ratio	29.07%	27.63 %	↗	1.44PPT
Return on average assets	0.78%	0.83 %	↘	0.05PPT
Return on average net asset	11.51%	11.86 %	↘	0.35PPT

2026 Outlook

In 2026, as it enters a new stage of development, Huishang Bank will coordinate efforts to stabilize growth, promote reform, adjust structure, prevent risks, and ensure stability. It will consolidate the foundation of businesses with state-owned enterprises and institutions, make efforts in capital-light corporate businesses and digital retail businesses, continuously build a comprehensive financial service system, and constantly enhance the core competitiveness of the whole Bank, supporting the implementation of the province's "15th Five-Year Plan" with upward and positive performance.



Acurately serving the development of the real economy



Focusing on enhancing comprehensive service capabilities



Continuously strengthening the momentum of transformation and development



Systematically promoting cost reduction, quality improvement, and efficiency enhancement



Effectively building a solid barrier for risk control and internal control



徽商银行股份有限公司
Huishang Bank Corporation Limited

Thank you!

